

CASTLE ROCK ELEMENTARY SCHOOL



GRADES K-8

29373 Main Street Castella, CA 96017

Phone: (530) 235-0101 Fax: (530) 235-0257

Web site: www.shastalink.k12.ca.us/castlerock

Mark D. Telles
Superintendent/Principal

2007-08 School Accountability Report Card

Published During the 2008-09 School Year

Community and School Profile

Castle Rock Union Elementary School District was established in 1887, and is a one-school district. Castle Rock Elementary School is located in the small mountain community of Castella, California, in northern Shasta County. Castle Rock School is safely nestled between Castle Crags State Park, Castle Creek, and the mighty Sacramento River. The school is beautifully maintained and is in the most ideal location for nature walks, field trips and hands-on science projects.

Principal's Message

Welcome to Castle Rock School, our little "gem" in the heart of California's north state, serving students and the community since 1887. Our staff and community are committed to providing the highest quality educational program for our students. All of our teachers are fully credentialed, NCLB Highly Qualified, and several have Masters' degrees. The high quality of their professionalism is evident each day in their classrooms and in the culture and climate of our school.


Our program begins with a State-funded Montessori preschool, which is housed in the renovated historic "old school." The preschool program provides the critical first steps our students need and we encourage you to visit the preschool link on our Web site for more information. A full-day Montessori-based kindergarten and first grade classroom is the next step in our educational program. The students in kindergarten through eighth attend school in our beautifully maintained main campus, originally built in 1955 and continually modernized to meet the growing needs of our students. Students study a rigorous, comprehensive, Standards-based curriculum, which is supplemented with many special programs. These programs include art, music (including choir, band, piano/guitar lessons), interscholastic athletics, a school-community garden, Gifted and Talented Education (GATE), full-service library, and computer lab/class with Internet connection, to name a few.

It is Castle Rock School's belief that ALL students can learn and that families and public education are the foundation for our nation's future. We maintain the highest expectations for both staff and students, who readily meet the challenges facing education today. We believe that by listening to our community, building a team, maintaining a positive attitude, and working diligently with a purpose, we can achieve our desired result of producing successful and well-rounded students who have been exceptionally well prepared for high school and beyond.

Parental Involvement

Parents are encouraged to participate in the School Site Council, which meets regularly to address the goals and needs of the school. The school utilizes volunteer coordinators who are members of our school parent club called the "Hive Keepers." The Hive Keepers contact parents to volunteer in classrooms and for special events such as field trips, the ski program, and Santa's Secret Shoppe. The school has participated in the State's "Principal for a Day" event. Castle Rock School allows an employee from a local business to act as the principal for one day each March.

Parents who wish to participate in Castle Rock School's leadership teams, school committees, school activities, to join the Hive Keepers, or to become volunteers may contact Diane Dolf at (530) 235-0101. Castle Rock's Web site provides a variety of resources and information for parents, staff, students, and community members. For more information, please visit www.shastalink.k12.ca.us/castlerock.




Mission Statement

Castle Rock Union Elementary School will provide a safe and positive learning environment for all students. We will emphasize academics and citizenship through state standards, technology and co-curricular programs.

Vision Statement

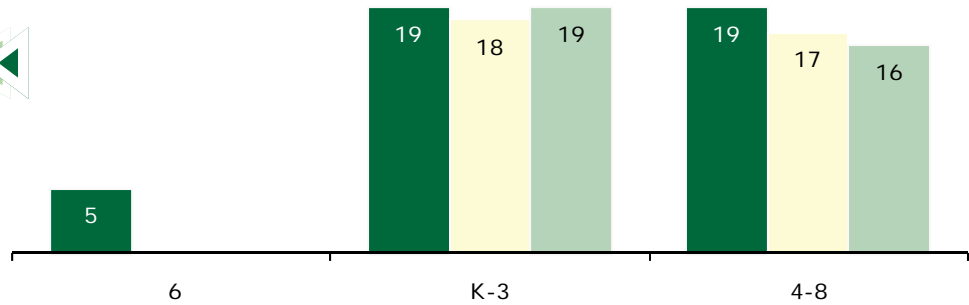
Through the active commitment of parents, community and the school, all students will demonstrate an eagerness to learn, achieve success and be productive, responsible citizens.



Class Size

The bar graph displays the three-year data for average class size.

■ 05-06 □ 06-07 □ 07-08



California Physical Fitness Test

Each spring, all students in grades 5, 7, and 9 are required to participate in the California Physical Fitness Test (PFT). The test measures six key fitness areas:

1. Aerobic Capacity
2. Body Composition
3. Abdominal Strength
4. Trunk Extension Strength
5. Upper Body Strength
6. Flexibility

To meet fitness standards, students must score in the Healthy Fitness Zone (HFZ) on all six fitness tests. To protect student privacy, scores are not shown when the number of students tested is 10 or less. Therefore, no data is available for Castle Rock Elementary School. For more information on the California PFT, please visit www.cde.ca.gov/ta/tg/pf/.

Enrollment and Demographics

The total enrollment was 69 students for the 2007-08 school year.

Class Size Distribution — Number of Classrooms By Size

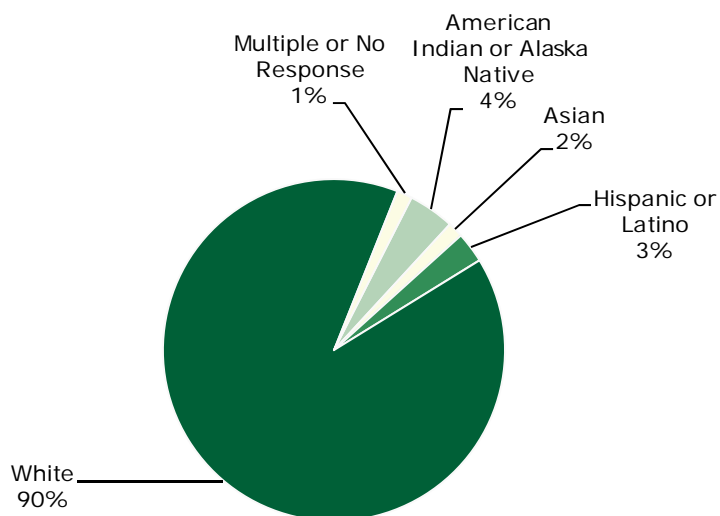
Grade	05-06			06-07			07-08		
	1-20	21-32	33+	1-20	21-32	33+	1-20	21-32	33+
6	1								
K-3	1	1		2			2		
4-8	1	1		2			2		

Suspensions and Expulsions

The table shows the rate of suspensions and expulsions (the total number of incidents divided by the school's total enrollment) for the most recent three-year period.

Suspension and Expulsion Rates

	Castle Rock ES			Castle Rock UESD		
	05-06	06-07	07-08	05-06	06-07	07-08
Suspension Rate	0.259	0.206	0.043	0.259	0.206	0.043
Expulsion Rate	0.000	0.000	0.000	0.000	0.000	0.000





Textbooks and Instructional Materials

Castle Rock School sets a high priority upon ensuring that sufficient and current textbooks and materials are available to support the school's instructional program as well as provide each student with their own textbooks.

All textbooks and instructional materials used within the school are aligned with the California State Content Standards and Frameworks as well as the school's Curriculum Council standards, and can be found on the State Board of Education's approved materials list. Castle Rock School follows the State instructional materials adoption cycle, which reviews instructional materials in each curricular area within a seven-year adoption cycle.

A committee consisting of faculty, the school board, and parents review selected criteria based on State Standards, review instructional materials on the State list, and make recommendations to the Board of Education for final adoption. For the 2007-08 school year, Castle Rock School used the Houghton Mifflin *Reading/Language Arts* textbooks and the REACH Reading Intervention Program. Math materials are the Envision Math program. Science materials are from the Harcourt Science program.

The library is visited regularly by students and is staffed by a part-time media specialist. Castle Rock School's library is equipped with a computer lab, and contains textbooks, reference and reading materials, as well as a large selection of magazines.

The school's computer lab—containing five workstations—prepares students for technological growth and opportunities; all computers are connected to the Internet. In addition, each classroom has at least three Internet-connected computers. All classrooms have televisions with a VCR to view educational programs.

Each pupil has access to his or her own copy of the Standards-aligned textbooks (approved by the State Board of Education) and instructional materials in the core curricular areas of reading/language arts, math, science, history/social science, and health.

At Castle Rock School we offer all students music classes that include: singing and choir, intermediate and advanced band, as well as music appreciation curriculum. All students also receive visual arts instruction and their artwork is displayed annually at the Shasta County Office of Education and at our annual Open House night. This year, student artwork was featured in our school yearbook. We also offer performing arts classes, and this year 22 of our students auditioned for, rehearsed, and performed (three performances) the musical *The Aristocats*. All students in these classes have access to the appropriate textbooks and instructional materials.

Textbooks and Instructional Materials List

Subject	Textbook	Adopted
English-Language Arts	Houghton Mifflin - <i>Reading (K-6)</i>	2003-04
English-Language Arts	REACH <i>Reading Intervention</i>	2003-04
Mathematics	Envision - <i>Math (K-6)</i>	2007-08
Mathematics	McDougal Littell - <i>Math (7-8)</i>	2007-08
Science	Harcourt - <i>Science (1-5)</i>	2007-08
Science	Glencoe McGraw-Hill - <i>Science (6-8)</i>	2007-08

Note: This data was most recently collected and verified on November 12, 2008.

Public Internet Access

Internet access is available at public libraries and other locations that are publicly accessible (e.g., the California State Library). Access to the Internet at libraries and public locations is generally provided on a first-come, first-served basis. Other use restrictions include the hours of operation, the length of time that a workstation may be used (depending on availability), the types of software programs available on a workstation, and the ability to print documents.

Availability of Textbooks and Instructional Materials

The following lists the percentage of pupils who lack their own assigned textbook and instructional materials:

- Reading/Language Arts 0%
- Mathematics 0%
- Science 0%
- History-Social Science 0%
- Visual and Performing Arts 0%
- Foreign Language 0%
- Health 0%



Professional Development

Staff members build teaching skills and concepts through participation in conferences and workshops throughout the year. During the 2007-08 school year, the District sponsored three staff development days, in which teachers were offered professional growth opportunities.

To further educate, the Castle Rock School faculty attends outside conferences consisting of the California Kindergarten Conference and the California Association for the Gifted Conference. When feasible, Castle Rock School also brings in trainers to work with the staff in curriculum, program development/training, and pedagogy.


For the previous three school years, we had three days each year dedicated to staff and professional development.



School Facilities

Castle Rock School provides a safe, clean environment for students, staff, and volunteers. The school employs one maintenance employee and one part-time custodian to maintain the facilities. All rooms are cleaned and/or sanitized on a daily basis and the outdoor areas are inspected routinely. The school was built in 1955 and has recently undergone numerous renovations, including a new roof, new ceilings, lights, fire alarms, and phone intercoms along with a complete remodeling of the student bathrooms. There are a total of four bathrooms. Within the last two years, the HVAC system was replaced, all classrooms were refurbished, the administration and secretary's offices and library facilities were remodeled, and the entire parking lot and playground were repaved. The school has 21 computers, most with Internet connections, and a full-service library, which provides access for all students.

Recently completed facility improvements include the upgrading and replacement of the school gym and hallway flooring. Also, planning for the painting of the school exterior has begun.



School Facility Good Repair Status

The table shows the results of the school's most recently completed inspection, using the Facility Inspection Tool (FIT) or equivalent school form. This inspection determines the school facility's good repair status.

School Facility Conditions and Improvements				
Item Inspected	Repair Status			
	Good	Fair	Poor	
Gas Leaks	✓			
Mechanical Systems	✓			
Windows/Doors/Gates (interior and exterior)	✓			
Interior Surfaces (walls, floors, and ceilings)	✓			
Hazardous Materials (interior and exterior)	✓			
Structural Damage	✓			
Fire Safety	✓			
Electrical (interior and exterior)	✓			
Pest/Vermin Infestation	✓			
Drinking Fountains (inside and outside)	✓			
Restrooms	✓			
Sewer	✓			
Playground/School Grounds	✓			
Roofs	✓			
Overall Cleanliness	✓			
Overall Summary of Facility Condition				
	Exemplary	Good	Fair	Poor
Overall Summary		✓		

Note: The most recent school site inspection occurred on June 17, 2008, and the inspection form was most recently completed on June 17, 2008.


School Safety

Teachers and aides supervise students before and after school and during breaks. All visitors to the campus are required to sign in at the office and display a visitor's badge at all times. Safety of students and staff is a primary concern of Castle Rock School, and the school is in compliance with all laws, rules and regulations pertaining to hazardous materials and State earthquake standards. Monthly fire drills and bus evacuation drills prepare staff and students in the event of such emergencies.

Castle Rock's School Safety Plan, implemented during the 1997-98 school year, was most recently reviewed and updated in November 2008 by the superintendent/principal. The plan has been implemented by the fencing-in of the campus, placing cameras on the bus and on the outside of the school building, and motion detectors inside the main building and the preschool building. The Safety Plan also funds the school nurse position.

Castle Rock School is fortunate to have both fire and first-responder first aid and medical services located directly across the street at the Castella Fire Department.

The superintendent/principal and the faculty at Castle Rock School are fully involved in and sit on the School Site Council, which oversees the annual updating of the School Safety Plan.





California Standards Tests Results

The multiple-choice California Standards Tests (CST) are part of the Standardized Testing and Reporting (STAR) and are administered only to students in California public schools. These tests determine students' achievement of the California Academic Content Standards and provide feedback on their success given what they are expected to know in each grade level and subject.

Percentage of Students Scoring At Proficient or Advanced Levels									
	Castle Rock ES			Castle Rock UESD			California		
	05-06	06-07	07-08	05-06	06-07	07-08	05-06	06-07	07-08
English-Language Arts	57%	49%	57%	57%	49%	57%	42%	43%	46%
Mathematics	57%	45%	76%	57%	45%	76%	40%	40%	43%
Science	44%	39%	38%	44%	39%	38%	35%	38%	46%
History-Social Science	❖	❖	❖	❖	❖	❖	33%	33%	36%

❖ Scores are not shown when the number of students tested is 10 or less, either because the number of students tested in this category is too small for statistical accuracy or to protect student privacy.

CST Student Group Results: English-Language Arts, Mathematics, Science, and History-Social Science

Percentage of Students Scoring At Proficient or Advanced Levels				
Group	Spring 2008 Results			
	English-Language Arts	Mathematics	Science	History-Social Science
Male	57%	75%	❖	❖
Female	54%	77%	❖	❖
Economically Disadvantaged	57%	76%	38%	❖
English Learners	❖	❖	❖	❖
Students with Disabilities	❖	❖	❖	❖
Migrant Education Services	❖	❖	❖	❖
African American	❖	❖	❖	❖
American Indian or Alaska Native	❖	❖	❖	❖
Asian	❖	❖	❖	❖
Filipino	❖	❖	❖	❖
Hispanic or Latino	❖	❖	❖	❖
Pacific Islander	❖	❖	❖	❖
White	60%	77%	42%	❖

❖ Scores are not shown when the number of students tested is 10 or less, either because the number of students tested in this category is too small for statistical accuracy or to protect student privacy.

California Standards Tests

For the 2008 STAR exam, students in grades 2-11 took an English-language arts and mathematics test. Students in grades 4 and 7 also participated in an essay writing test. History-social science tests were given to students in grades 8 and 11, and students in grades 5, 8, and 10 took a science test. Students in grades 9-11 were also able to take end-of-course tests in science and history-social science if they were enrolled in the corresponding courses.

Because tests are meant to measure how well students achieve standards rather than how well they do compared to other students, the results are reported as performance levels. The five performance levels are:

- **Advanced** (*exceeds State Standards*)
- **Proficient** (*meets Standards*)
- **Basic**
- **Below basic**
- **Far below basic**

Students scoring at the Proficient or Advanced level meet State Standards in that content area.

The tables show the percentage of students that scored at Proficient or Advanced levels in English-language arts, mathematics, science, and history-social science. For a complete report on all groups and their scores by grade level, please visit <http://star.cde.ca.gov/>.





Adequate Yearly Progress

NCLB requires that all schools and districts meet Adequate Yearly Progress (AYP) requirements. To meet these standards, California public schools and districts must meet or exceed criteria in four target areas:

1. Participation rate on statewide assessments
2. Percent of students scoring proficient on statewide assessments
3. API scores
4. Graduation rate for high schools

The table displays whether or not the school made AYP overall and met each of the AYP criteria for 2007-08. For a detailed report on AYP, please visit www.cde.ca.gov/ta/ac/ay/.

Adequate Yearly Progress

Adequate Yearly Progress Criteria				
	Castle Rock ES		Castle Rock UESD	
Met Overall AYP	Yes		Yes	
AYP Criteria	English-Language Arts	Mathematics	English-Language Arts	Mathematics
Participation Rate	Yes	Yes	Yes	Yes
Percent Proficient	Yes	Yes	Yes	Yes
API	Yes		Yes	
Graduation Rate	✧		✧	

✧ Not applicable. The graduation rate for AYP criteria applies to high schools.

Academic Performance Index

The Academic Performance Index (API) is an annual measure of the academic performance and progress of schools in California. The API is a score on a scale of 200 to 1,000, with 800 set as the statewide target. Schools are ranked in ten categories of equal size from 1 (lowest) to 10 (highest). A similar schools API rank reflects how a school compares to 100 statistically matched "similar schools." The tables show the school's three-year data for API rank and API growth. For more detailed information, please visit www.cde.ca.gov/ta/ac/ap/.

Academic Performance Index

API Ranks — Three Year Comparison			
	04-05	05-06	06-07
Statewide API Rank	6	7	6
Similar Schools API Rank	✧	✧	✧

API Growth by Student Group — Three Year Comparison

Group	Actual API Change			2007-08 Growth API Score
	05-06	06-07	07-08	
All Students at the School	44	-17	46	821
African American	■	■	■	■
American Indian or Alaska Native	■	■	■	■
Asian	■	■	■	■
Filipino	■	■	■	■
Hispanic or Latino	■	■	■	■
Pacific Islander	■	■	■	■
White	■	■	■	■
Socioeconomically Disadvantaged	■	■	■	■
English Learners	■	■	■	■
Students with Disabilities	■	■	■	■

✧ Information not available.

■ Data are reported only for numerically significant groups.

Testing Note: Assessment data are reported only for numerically significant groups. Data may not appear if ethnic/racial, socio-economically disadvantaged, or other groups (1) contain less than 100 students with valid test scores OR (2) comprise less than 15% of the school population tested and contain less than 50 students with valid scores.



Teacher Qualifications

Teacher Credential Information				
	Castle Rock UESD	Castle Rock ES		
Teachers	07-08	05-06	06-07	07-08
With Full Credential	6	7	6	6
Without Full Credential	0	0	0	0
Teaching Outside Subject Area of Competence		0	1	0

Teacher Qualifications

The table shows information about teacher credentials and teacher qualifications. More information can be found by visiting <http://data1.cde.ca.gov/dataquest/>.

Teacher Misassignments and Vacant Teacher Positions

The table displays the number of teacher misassignments (teachers assigned without proper legal authorization) and the number of vacant teacher positions (not filled by a single designated teacher assigned to teach the entire course at the beginning of the school year or semester). Please note: Total teacher misassignments includes the number of misassignments of teachers of English Learners.

Teacher Misassignments and Vacant Teacher Positions			
	Castle Rock ES		
	06-07	07-08	08-09
Teacher Misassignments of English Learners	0	0	0
Total Teacher Misassignments	0	0	0
Vacant Teacher Positions	0	0	0

No Child Left Behind Compliant Teachers

No Child Left Behind (NCLB) requires that all teachers of core academic subject areas be "highly qualified." In general, for a teacher to be considered highly qualified, they must have a bachelor's degree, an appropriate California teaching credential, and have demonstrated competence for each core subject he or she teaches. The table displays data regarding NCLB compliant teachers from the 2007-08 school year. For more information on teacher qualifications related to NCLB, please visit www.cde.ca.gov/nclb/sr/tq.

Core Academic Courses Taught by NCLB Compliant Teachers		
	% of Classes Taught by NCLB Compliant Teachers	% of Classes Taught by Non-NCLB Compliant Teachers
Castle Rock ES	100.0%	0.0%
All Schools in District	100.0%	0.0%
High-Poverty Schools in District	◆	◆
Low-Poverty Schools in District	◆	◆

◆ Information not available.

Academic Counselors

Number of Academic Counselors (FTE)	Ratio of Students Per Academic Counselor
0.0	0



School Support Staff



The following is a list of the support staff at the school and their full-time equivalent (FTE):

- Library Media Teacher (Librarian) 0.0
- Library Media Services Staff (paraprofessional) 0.0
- Psychologist 0.0
- Social Worker 0.0
- Nurse 0.1
- Speech/Language/Hearing Specialist 0.2
- Resource Specialist (non-teaching) 0.0
- Other 0.0



Types of Services Funded

Castle Rock School is a school-wide Title I school, which means our Title I monies can be spread across a number of items with the aim of improving the academic achievement of all students. Castle Rock School also abides by the Class Size Reduction guidelines and runs a GATE program across all grade levels.



SARC: Data provided by the California Department of Education (CDE), school and the district office. For additional information on facts about California schools and districts, please visit DataQuest at <http://data1.cde.ca.gov/dataquest>. DataQuest is an online resource that provides reports for accountability, test data, enrollment, graduates, dropouts, course enrollments, staffing and data regarding English Learners.

All data accurate as of December 2008.

Federal Intervention Program

Schools that receive Title I funding can enter Program Improvement (PI) if they don't reach AYP over two consecutive years in the same content area (English-language arts or mathematics) or on the same indicator (API or graduation rate). With each additional year that they don't meet AYP, they advance to the next level of intervention. The table displays the 2008-09 Program Improvement status for the school and district. For more information, please visit www.cde.ca.gov/ta/ac/ay.

Federal Intervention Program		
	Castle Rock ES	Castle Rock UESD
Program Improvement Status	Not In PI	Not In PI
First Year of Program Improvement	✧	✧
Year in Program Improvement	✧	✧
Number of Schools Identified for Program Improvement		0
Percent of Schools Identified for Program Improvement		0.0%

✧ Not applicable.

Financial Information

The data displayed is from the 2006-07 school year because the most current fiscal information available provided by the state is always two years behind the current school year, and one year behind most other data included in this report.

District Salary Information — Does not include benefits		
Range	Castle Rock UESD	Similar Sized District
Beginning Teacher Salary	✧	\$37,322
Mid-Range Teacher Salary	✧	\$53,824
Highest Teacher Salary	✧	\$67,700
Average Principal Salary	✧	\$85,507
Superintendent Salary	✧	\$104,993
% of Budget for Teacher Salaries	32.1%	37.6%
% of Budget for Administrative Salaries	7.4%	6.4%

Financial Data				
	Total Expenditures Per Pupil	Expenditures Per Pupil From Restricted Sources	Expenditures Per Pupil From Unrestricted Sources	Average Teacher Salary
Castle Rock ES	\$11,204	\$3,381	\$7,823	\$48,736
Castle Rock UESD			\$7,823	\$48,736
California			\$5,300	\$54,322
% Difference Between School and District			◆	◆
% Difference Between School and California			32.3%	-11.5%

✧ Single-site districts are not required to display this data. (*Education Code* Section 41409.3).

◆ Because Castle Rock UESD is a single-site district, the percent difference does not apply.